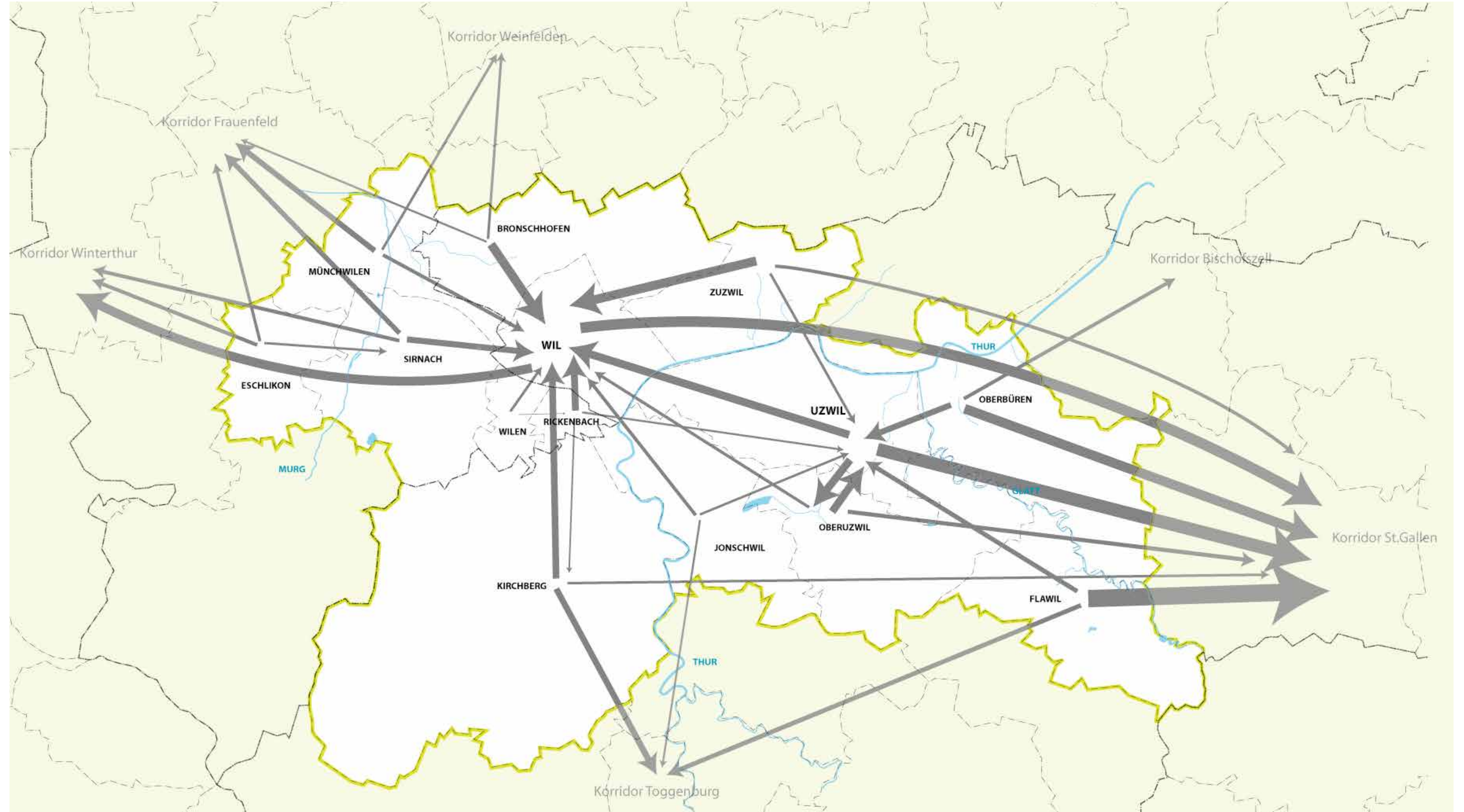
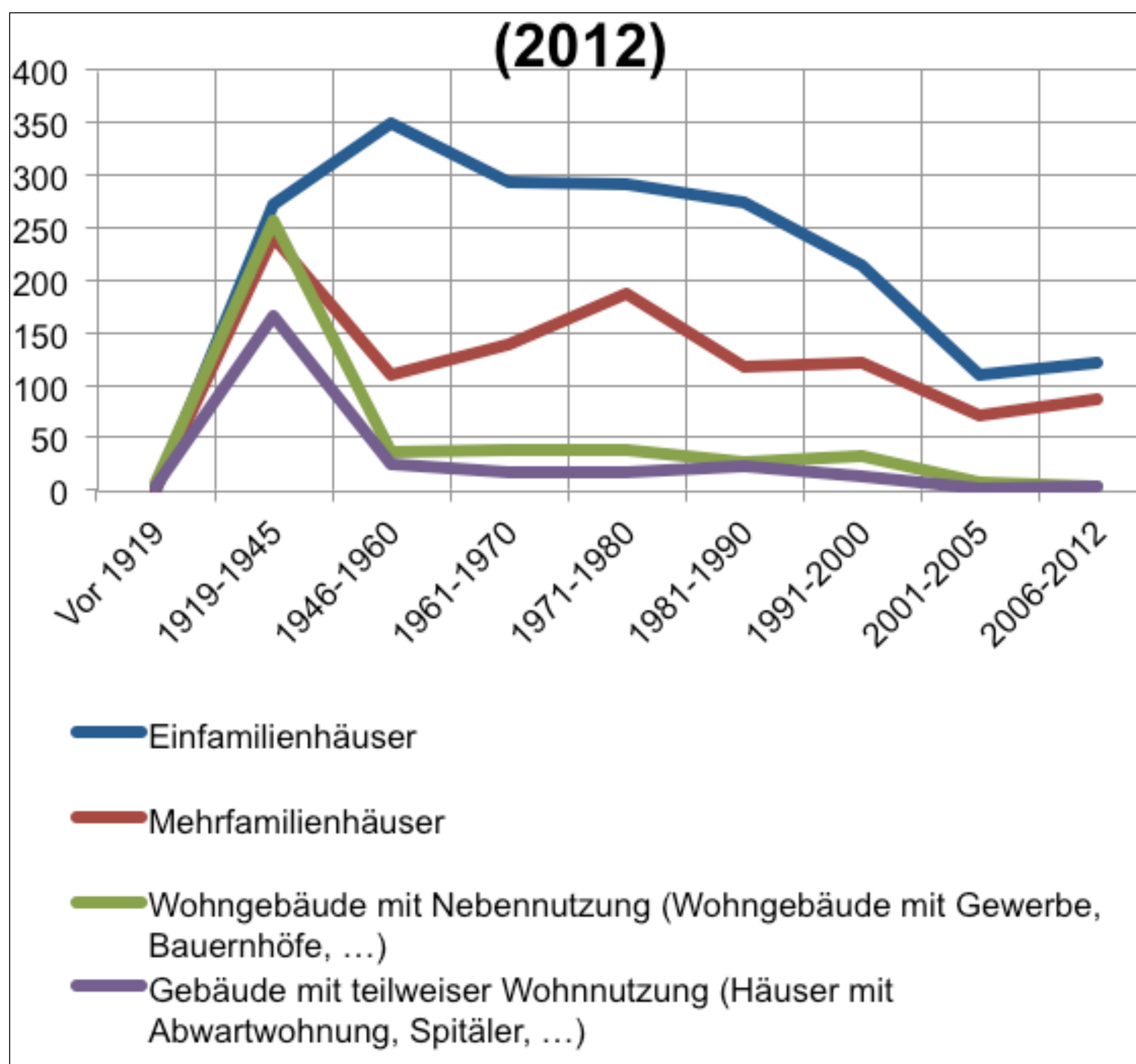


Statistiken

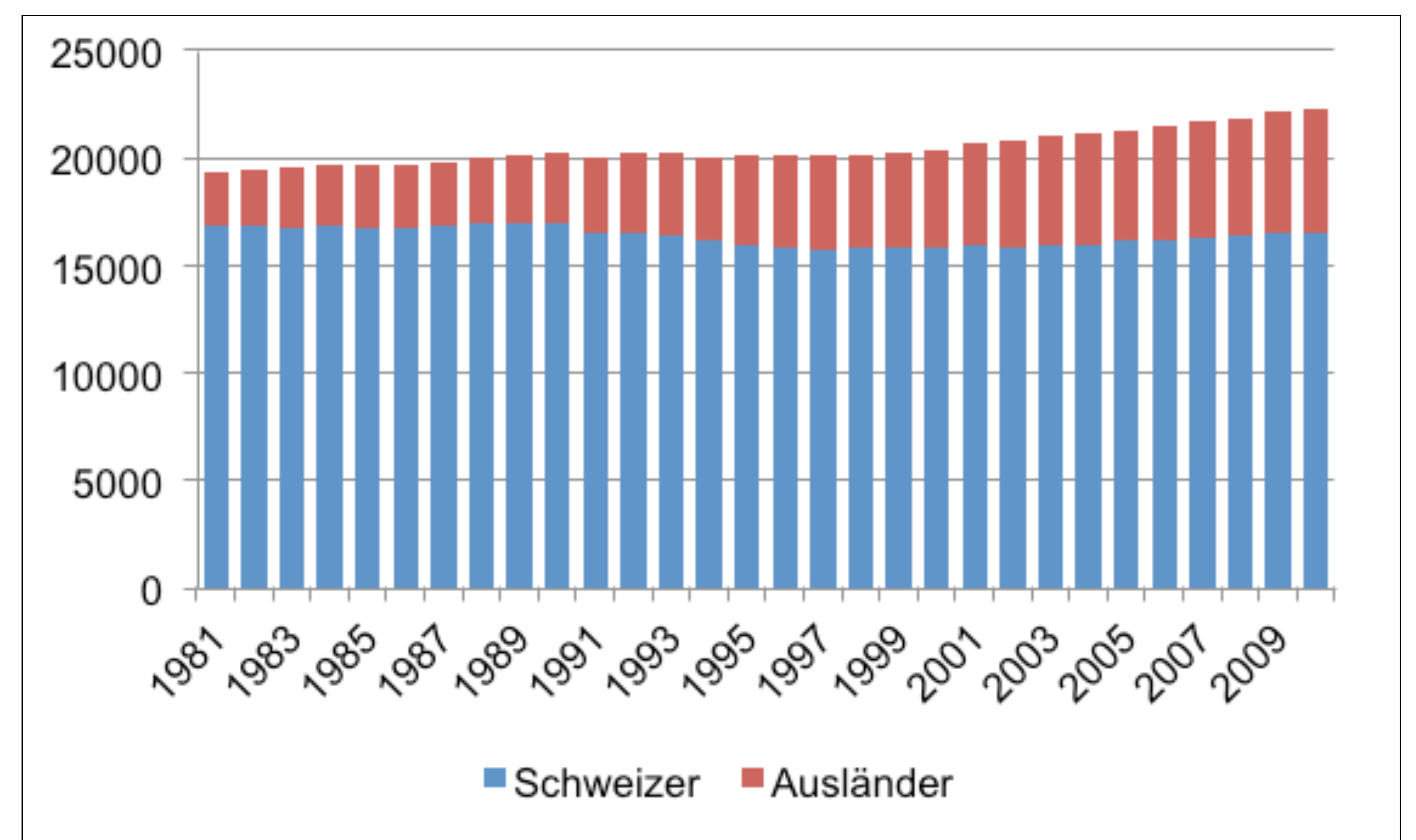
Pendlerbewegungen Wil und umliegende Gemeinden



Gebäude nach Bauperiode Wil



Bevölkerung nach Nationalität Wil



Einwohnerentwicklung in der Agglomeration Wil 1990–2009

Kt.	Gemeinde	1990	2000	Δ '90 - '00	2009	Δ '00 - '09	Δ '90 - '09
SG	Bronschhofen	4'043	4'281	5.90%	4'539	6.00%	12.30%
SG	Jonschwil	2'623	3'128	19.30%	3'446	8.20%	29.10%
SG	Kirchberg	7'298	7'934	8.70%	8'055	1.50%	10.40%
SG	Oberbüren	3'385	3'925	16.00%	4'043	3.00%	19.40%
SG	Oberuzwil	5'178	5'520	6.60%	5'798	5.00%	12.00%
SG	Uzwil	10'981	11'955	8.90%	12'471	4.30%	13.60%
SG	Wil	15'951	16'198	1.50%	17'699	9.30%	11.00%
SG	Zuzwil	3'018	3'826	26.80%	4'578	19.70%	51.70%
TG	Eschlikon	2'664	3'211	20.50%	3'808	18.60%	42.90%
TG	Münchwilen	3'543	4'483	26.50%	4'760	6.20%	34.30%
TG	Rickenbach	2'490	2'454	-1.40%	2'510	2.30%	0.80%
TG	Sirnach	6'104	6'308	3.30%	6'929	9.80%	13.50%
TG	Wilén	1'502	1'781	18.60%	2'056	15.40%	36.90%
	Total	68'780	75'004	9.00%	80'692	7.60%	17.30%